



**INTERNATIONAL
SAMBO FEDERATION**

**GENERAL SPECIFICATION SHEET
FOR SAMBO MATS PRODUCTION**

2022



APPROVED by
FIAS Executive Committee
March 25, 2016
APPROVED with changes by
FIAS Executive Committee
March 20, 2020



| | |
|---|------|
| I. GENERAL PROVISIONS | 4 |
| II. REQUIREMENTS FOR SAMBO MATS MANUFACTURING | 4 |
| 2.1 SAMBO mat layout | 4 |
| 2.2 Sizes and marking of SAMBO mat | 5 |
| 2.3 Structural features | 5 |
| 2.4 Technical specifications | 6 |
| III. REQUIREMENTS FOR LOGOS PLACEMENT ON SAMBO MATS | 6 |
| 3.1 Requirements for FIAS conformity mark placement | 6 |
| 3.2 Requirements for manufacturer's logos placement | 7 |
| 3.3 General requirements | 7 |
| ANNEXES | 8-12 |


I. GENERAL PROVISIONS

Official documents that were approved by the FIAS Executive Committee (Regulations and SAMBO Rules) contain key terms related to SAMBO mats.

This document defines the requirements for SAMBO mats that are used at official FIAS competitions (World Championships (adults, juniors, youth, cadets, students, masters), World Cups, multi-sport events (World Universiade, European Games, etc.).

II. REQUIREMENTS FOR SAMBO MATS MANUFACTURING

2.1 SAMBO mat layout



2.2 Sizes and marking of the mats

- a) size of a SAMBO mat should be 11x11 meters;
- b) working area of the mat, where the athletes fight, should be a circle with a 8 m diameter;
- c) center of the mat should be marked with FIAS logo with a 1 m diameter;
- d) two opposite corners of the mat should be marked with red and blue triangles.

Basic sizes of the SAMBO mat are presented in Annex 1.

2.3 Structural features

SAMBO mat consists of two parts: the mats and the cover.

2.3.1 The mat element is an elastic base of the SAMBO mat, with the purpose of absorbing an impact force when falling, followed by shape retention of the total surface area of the cover. The main requirements are as follows:

- a) consists of 5-9-layer of PE foam (polyethylene) with various degree of stiffness clamped to each other layerwise like “sandwich”
- b) size of the mat is 200 x 100 x 5-6 cm;
- c) mat elements are made of synthetic and polymeric materials (materials selection, technical features of manufacturing, the design characteristics are determined by the manufacturer);
- d) health-friendly substances should be used during the mat elements manufacturing.

2.3.2 The cover is a synthetic square lid with special markings, which should be placed over the mat elements for locking them into each other. The main requirements are as follows:

- a) size of the cover should be 11x11 meters;
- b) the cover should be made of synthetic and polymeric materials (materials selection, technical features of manufacture, the design characteristics are determined by the manufacturer);
- c) health-friendly substances should be used during the cover manufacturing;

- d) surface of the cover should be smooth (but not slippery!) and homogeneous without any unevenness and solid seams;
- e) any image laid on the cover should be resistant to abrasion and deformation, and should not leave any stains;
- f) material of the cover should be water-resistant.

2.3.3 Each SAMBO mat (11x11M) consists of one cover and mat elements (60,5 pieces). Installation of SAMBO mat should be performed by fastening the cover to the mats with the help of hook-and-loop fasteners (VELCRO). This method is the best for ensuring constant tension of the cover, securely holding mat elements in a joint block.

Primary method of fastening the cover to the mats is presented in Annex 2.

2.4 Technical specifications

2.4.1 Mat elements

- a) material – polyethylene foam (PPE);
- b) density – 180-200 kg/m³;
- c) impact strength - 160-180 J/m;
- d) geometry – rectangle of 200x100 cm (1 mat of 100x100 cm);
- e) thickness – 5-6 cm.

2.4.2 Cover

- a) material – polyvinyl chloride (PVC) with non-glare (mat-finished) surface;
- b) density – 650 kg/m³;
- c) weight density – 700-800 gr/m²;
- d) rupture resistance – 300-370 N;
- e) geometry – square 11x11;
- f) thickness – 0.53 ± 0.02 mm;
- g) color permanence: high;
- h) durability: high;
- i) temperature interval - -60...+70 C;

j) canvas texture: homogeneous, smooth, matte.

Primary colours of the cover are presented in Annex 3.

III. REQUIREMENTS FOR LOGOS PLACEMENT ON SAMBO MATS

The manufacturer should put the FIAS conformity mark and its own logo on the cover strictly in accordance with the present Specification sheet.

3.1 Requirements for FIAS conformity mark placement

Main requirements for placement of FIAS conformity mark on SAMBO covers are as follows:

- a) conformity mark should be placed in the corner of the cover;
- b) method of putting the conformity mark on should meet the following requirements:
 - i. security (environmentally friendly, no rough seams and sharp edges);
 - ii. aesthetics (durability, plasticity, no contamination after contact with a conformity mark dye).

Main requirements for placement of FIAS conformity mark on SAMBO mat elements are as follows:

- a) FIAS conformity mark should be placed on the left side of butt end of each mat element;
- b) method of putting the conformity mark on should meet the following requirements:
 - i. security (environmentally friendly, no rough seams and sharp edges);
 - ii. aesthetics (durability, plasticity).

The principle of FIAS conformity mark placement is shown in Annex 4.

3.2 Requirements for manufacturer's logos placement

Main requirements for placement of manufacturer's logo are as follows:

- a) manufacturer logo should be located strictly outside the working area of the mat;
- b) place and size of the logo should be defined by a separate agreement;
- c) method for applying a logo should meet the following requirements:
 - i. security (environmentally friendly, without rough seams and sharp edges);
 - ii. aesthetics (durability, plasticity, no contamination after contact with a logo dye).

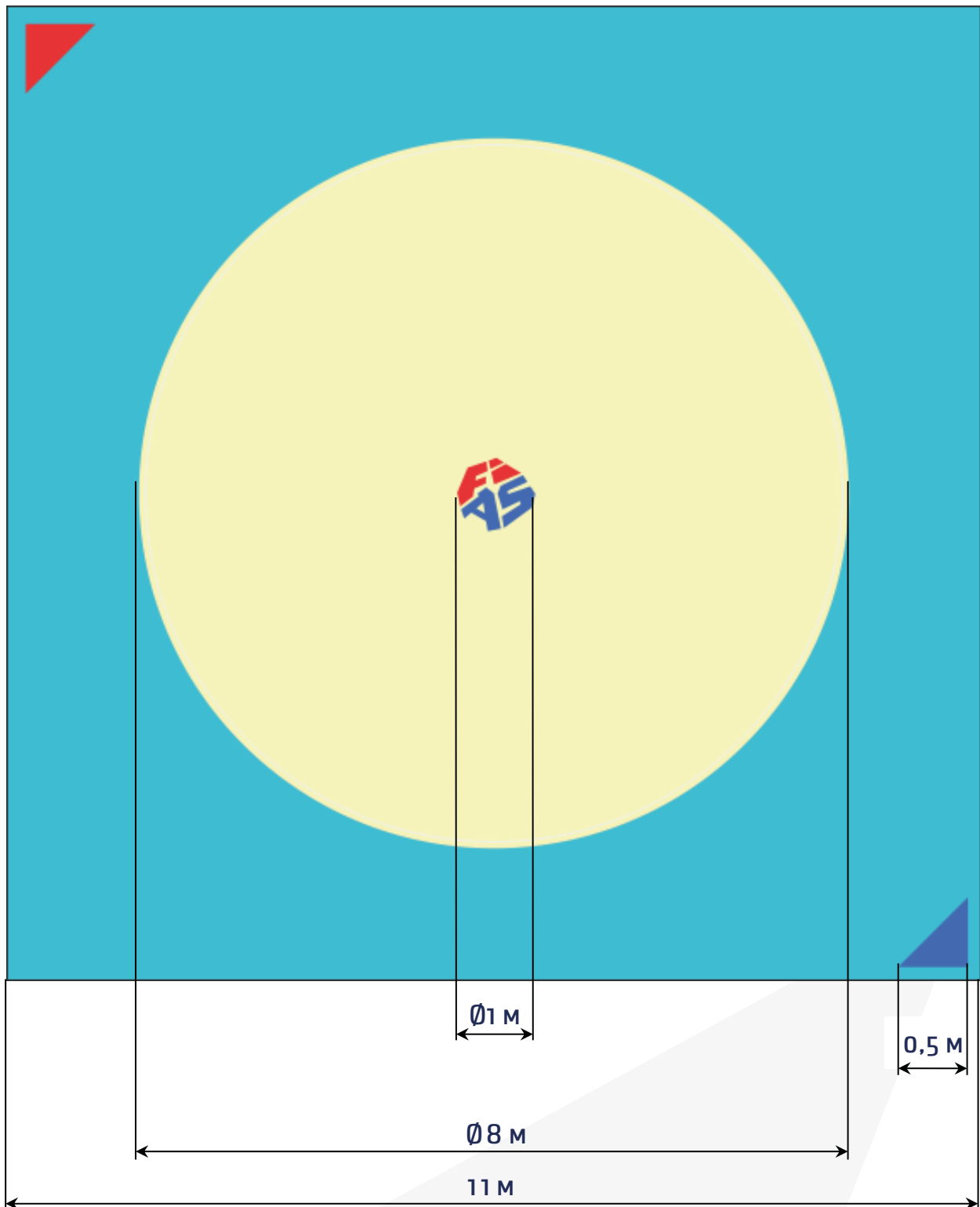
The principle of manufacturer's logo placement is shown in Annex 5.

3.3 General requirements for placement

- a) solidity: high;
- b) durability: high;
- c) material: non-toxic, soft, one color;
- d) without sharp and rough elements which might cause any sort of damage.


ANNEX 1

Basic sizes of SAMBO mat



ANNEX 2

Primary method of fastening the cover to the mats



Floor surface

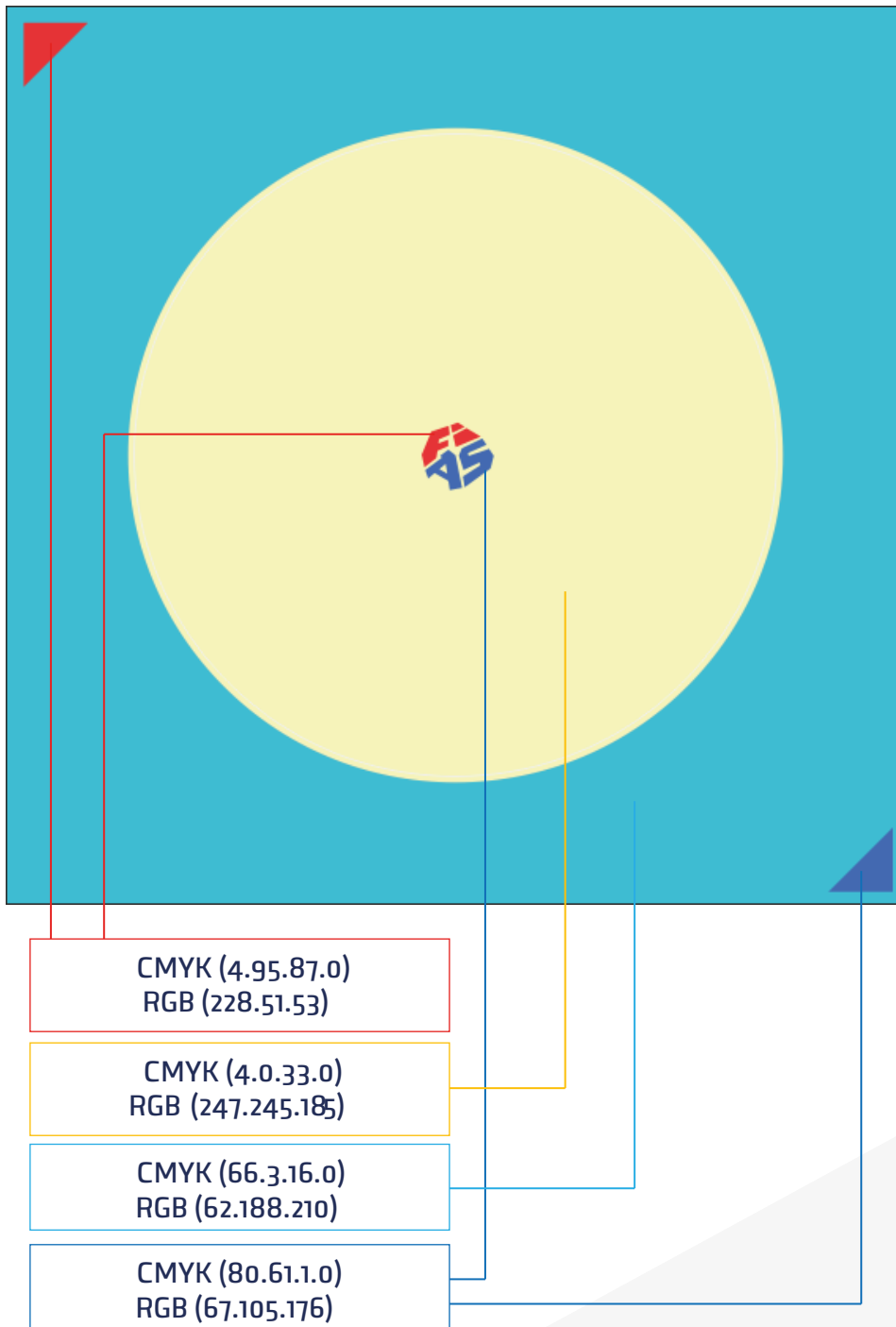
Mat element

VELCRO
fasteners

Cover

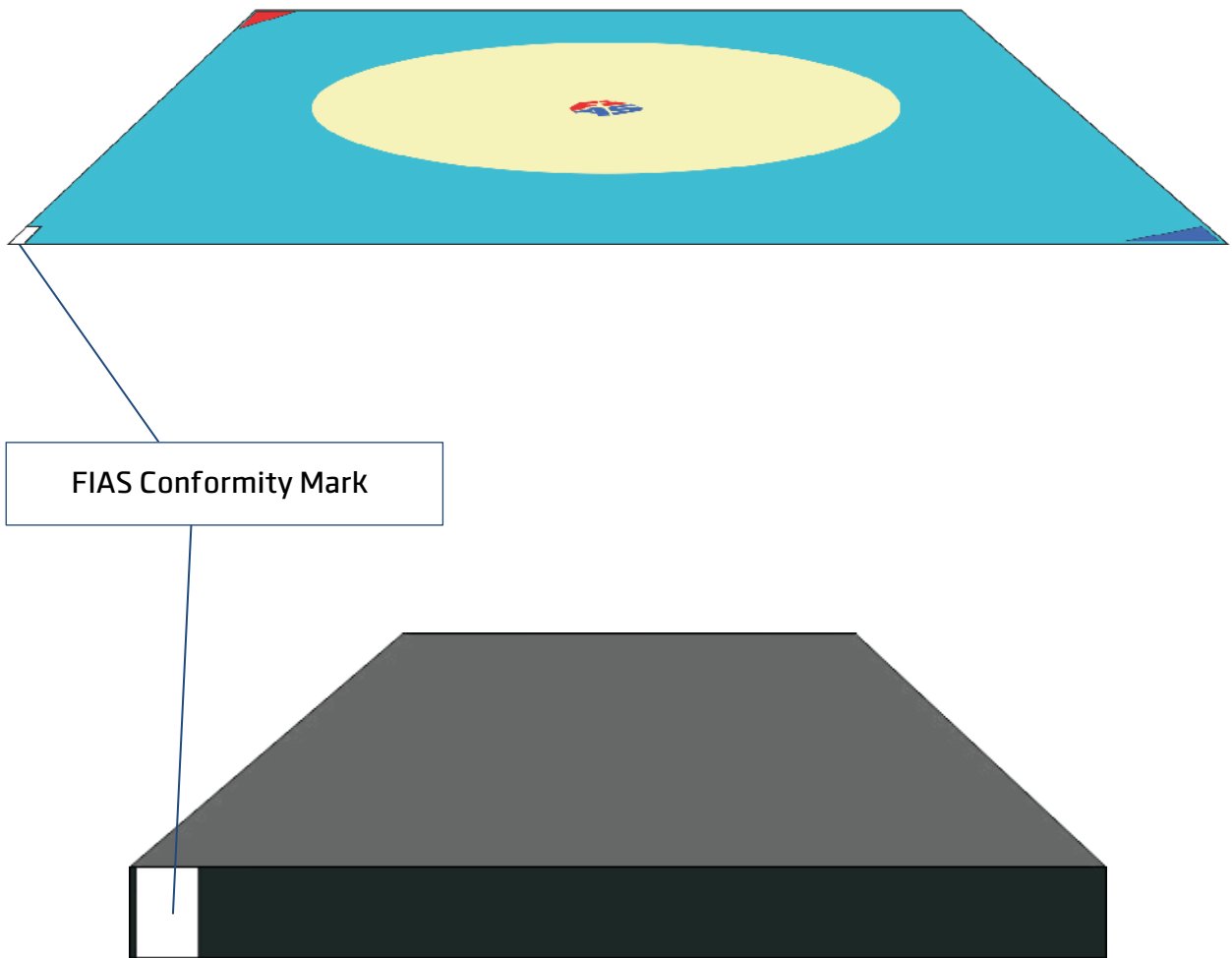
ANNEX 3

Primary cover colours




ANNEX 4

The principle of FIAS conformity mark placement to the cover and mat element



ANNEX 5

The principle of manufacturer's logos placement to the SAMBO mat



Manufacturer's logo



WWW.SAMBO.SPORT